

# CHLORIDE

by Signify



## Exit/Emergency

Caliber series

Architectural LED edge-lit exit sign



Project: \_\_\_\_\_

Location: \_\_\_\_\_

Cat.No: \_\_\_\_\_

Type: \_\_\_\_\_

Lamps: \_\_\_\_\_ Qty: \_\_\_\_\_

Notes: \_\_\_\_\_

### Ordering guide

Example: CN6RCW11C

Series	Legend Height	Letter/Background Color	Housing Color <sup>6</sup>	No. of Faces	Model Designator <sup>1</sup>	Options
CA Caliber AC Only LED Exit CN Caliber Self-Powered LED Exit	6 6" Exit	RC Red/Clear <sup>5</sup> GC Green/Clear <sup>5</sup> RW Red/White GW Green/White RM Red/Mirror GM Green/Mirror	A Brushed Aluminum B Black W White BR Dark Bronze	1 Single Face 2 Double Face X Less Panel <sup>4</sup>	IC Intelli-Charge Diagnostics ICT Self-Testing Diagnostics (non-audible, self-powered models only) ICTA Audible Self-Testing Diagnostics (self-powered models only)	2CKT1 Two-Circuit 120/120 VAC (AC-only models) 2CKT2 Two-Circuit 277/277 VAC (AC-only models) BF Buzzer/Flasher (self-powered models only) BZ Buzzer (self-powered models only) DC 12-48 VDC Input (AC only models) EX Special Input Transformer (specify voltage & frequency) <sup>2</sup> FA Fire Alarm Activated Flasher FL Flasher (self-powered models only) LBB Unit-Less Backbox <sup>3</sup> SW Special Wording (consult factory) <sup>2</sup>

### Accessories<sup>7</sup> (Order Separately)

- BBKIT – Backbox Rough-In Kit\*\* (must order remainder of product with LBB suffix)
- BBKITDC – Backbox Rough-In Kit with DC Option
- BBKIT2CKT1 – Backbox Rough-In Kit with 2CKT1 Option
- BBKIT2CKT2 – Backbox Rough-In Kit with 2CKT2 Option
- ICIR – Intelli-Charge Infra-Red Remote
- PKIT12W – Pendant Kit, 12" White Finish\*
- PKIT12B – Pendant Kit, 12" Black Finish\*

\*Custom pendant lengths and colors available, consult factory.  
\*\*BBKIT supplied with a clear coat finish for installation above a finished ceiling.

### options

- **2CKT1** – Available on AC only configured models to accommodate inputs from a normally on circuit and an AC emergency circuit from a generator or emergency inverter circuit limited to 120 VAC circuits.
- **2CKT2** – Available on AC only configured models to accommodate inputs from a normally on circuit and an AC emergency circuit from a generator or emergency inverter circuit limited to 277 VAC circuits.
- **BF** – This option enables the exit sign to buzz and flash together when the sign is operating under battery power. The buzzer and flashing rate is an approximate 50% duty cycle.
- **BZ** – This option enables the exit sign to buzz when the sign is operating under battery power. The buzzer rate is an approximate 50% duty cycle.
- **DC** – The DC option is reserved for AC only configured models and accommodates wiring to a remote emergency battery unit. The DC input is not polarity sensitive and accepts 12 to 48 VDC from a remote source.
- **EX** – The special input transformer option allows for input voltage and frequencies beyond the standard 120/277 VAC, 60 Hz input.

### Footnotes

- <sup>1</sup> For self-testing models refer to ICT and ICTA options.
- <sup>2</sup> Some options may impact the UL listing. Consult factory for specifics.
- <sup>3</sup> Required model number for units with back boxes installed on the job.
- <sup>4</sup> Order when panels are not required at time of installation. Consult factory for edge-lit panel order number.
- <sup>5</sup> Clear background only available on single face.
- <sup>6</sup> Custom colors are available. RAL# must be provided.
- <sup>7</sup> Consult Signify to confirm whether specific accessories are BAA-compliant.

- **FA** – This option provides a two-wire harness for the electrical connection to the fire control panel. Should the fire panel activate an alarm, the exit sign will flash at a rate of approximately 50% duty cycle.
- **FL** – This option causes the exit sign to flash when the sign is operating under battery power. The flashing rate is approximately a 50% duty cycle.
- **ICT** – The self-testing option enables a periodic self-test of the equipment where a test routine is established to perform a one-minute test every thirty days with a 30-minute test performed on the sixth and twelfth month in accordance with NFPA 101. Equipment readiness faults are indicated with a visual LED display.
- **ICTA** – The audible self-testing option enables a periodic self-test of the equipment where a test routine is established to perform a one-minute test every thirty days with a 30-minute test performed on the sixth and twelfth month in accordance with NFPA 101. Equipment readiness faults are indicated with a visual LED display and an audible alarm.



# CA/CN Caliber series architectural LED edge-lite exit sign

## codes and standards

- UL 924 listed
- UL damp location listing 32°F (0°C) to 104°F (40°C)
- NFPA 101, NEC, IBC, BOCA, and OSHA illumination standard
- NEMA Premium certified
- Meets ADA specifications for wall mounted lighting fixtures
- Certified to the California Energy Commission in accordance with California law

## construction

- All housing components are premium die cast aluminum construction.
- A range of finishes are available (see Ordering Information below).
- A bar hanger bracket kit is standard for recessed applications.
- The Caliber edge lit exit panel is manufactured from high impact acrylic and silk-screened using computer generated artwork.
- All artwork meets UL and NFPA standards for exit signage.
- Universal self-adhesive chevrons are standard, using a UL recognized PSA.
- Panel is 6" 'EXIT' legend heights.

## installation

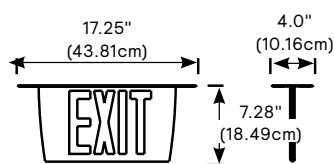
- Universal mounting configurations include recessed ceiling mount, surface ceiling mount, surface end mount and surface wall mount.
- Surface mount configurations mount to a 3.5" octagonal junction box.
- Field selectable chevrons are standard.

## electronics

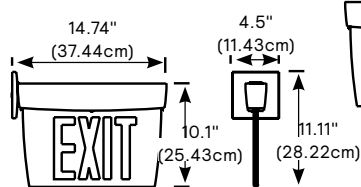
- 120/277 VAC dual voltage input with surge protection is standard on all models.
- Self-powered models feature the Intelli-Charge circuit where the charging system is microprocessor driven with software embedded diagnostic routine and temperature compensation.
- Self-powered models include brownout detection, AC lockout, low voltage disconnect, AC power indicator, charge status indicator, audible user-interface controls, visual LED system fault indicator, and tactile push-to-test switch.

## dimensions

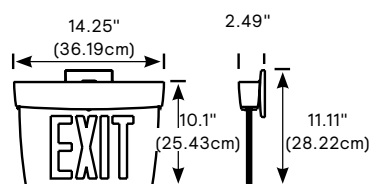
### 6" recessed ceiling mount



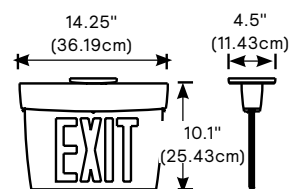
### 6" surface end mount



### 6" surface wall mount



### 6" surface ceiling mount



## Buy American Act of 1933 (BAA):

This product is manufactured in one of our US factories and, as of the date of this document, this product was considered a commercially available off-the-shelf (COTS) item meeting the requirements of the BAA. This BAA designation hereunder does not address (i) the applicability of, or availability of a waiver under, the Trade Agreements Act, or (ii) the "Buy America" domestic content requirements imposed on states, localities, and other non-federal entities as a condition of receiving funds administered by the Department of Transportation or other federal agencies. Prior to ordering, please visit [www.signify.com/baa](http://www.signify.com/baa) to view a current list of BAA-compliant products to confirm this product's current compliance.

- Additional equipment safety features include reverse battery polarity detection and protection, and reverse utility power detection and protection.
- All self powered models include an on board IR receiver for use with the optional hand held remote (ICIR).

## operating temperature range

- Standard damp location listed: 32°F (0°C) to 104°F (40°C).

## self-testing electronics (optional)

- The diagnostic/charging platform with optional self-testing mode automatically runs a one-minute self-test every 30 days and a 30 minute test on the sixth and twelfth month in accordance with NFPA 101.
- A one minute or 90 minute test may be initiated via the push to test switch on the unit or by activating the appropriate test command on the optional IR test device.

## power consumption

- AC only red: (120VAC) 3.80 W, PF = 0.96, (277VAC) 3.80 W, PF = 0.91.
- AC only green: (120VAC) 4.00 W, PF = 0.95, (277VAC) 4.00 W, PF = 0.90.
- Emergency operation red: (120VAC) 4.70 W, PF = 0.95, (277VAC) 4.81 W, PF = 0.97.
- Emergency operation green: (120VAC) 4.71 W, PF = 0.95, (277VAC) 4.67 W, PF = 0.99.

## lamps

- Illumination of the exit stencil face is accomplished with long-lasting, high output LEDs, producing an average illumination level in excess of 25 ft (79 cd/m<sup>2</sup>) at the end of the 90 minute emergency run time.

## battery

- Maintenance free sealed nickel cadmium battery.
- Provides a minimum of 90 minutes of emergency power.

## warranty

- Five full year warranty on electronics and unit.



© 2021 Signify Holding. All rights reserved. The information provided herein is subject to change, without notice. Signify does not give any representation or warranty as to the accuracy or completeness of the information included herein and shall not be liable for any action in reliance thereon. The information presented in this document is not intended as any commercial offer and does not form part of any quotation or contract, unless otherwise agreed by Signify.

Signify North America Corporation  
200 Franklin Square Drive,  
Somerset, NJ 08873  
Telephone 855-486-2216

Signify Canada Ltd.  
281 Hillmount Road,  
Markham, ON, Canada L6C 2S3  
Telephone 800-668-9008

All trademarks are owned by Signify Holding or their respective owners.